

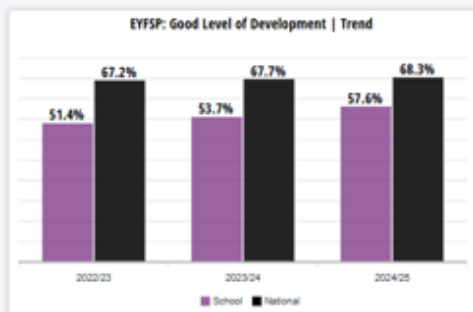
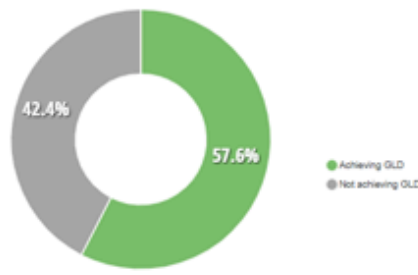
# WHOLE SCHOOL DATA 2024-25

## EYFS

From a cohort of **33 pupils** in your school being assessed using the early years foundation stage profile, **57.6%** are achieving a good level of development (GLD), a total of **19 pupils**.

The average total points score, for your school, in all GLD goals is **21.0** out of a possible 24.

EYFSP: Good Level of Development | Value



Your school's EYFSP good level of development has **increased by 3.9%** from **53.7%** in 2023/24 to **57.6%** in 2024/25.

This is equivalent to approximately **1 more** pupil achieving a good level of development in 2024/25 compared to 2023/24.

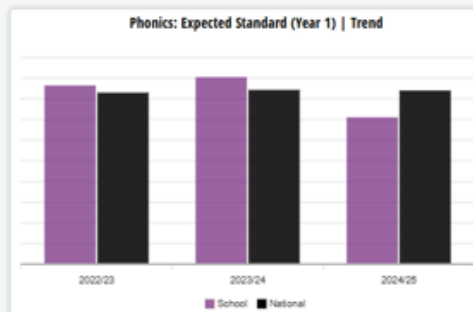
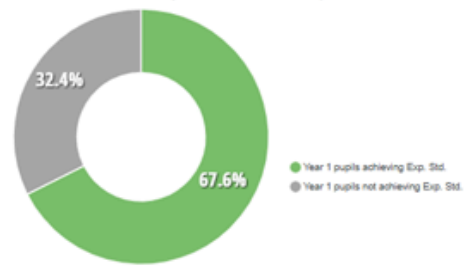
Your school's average for the last 3 academic year(s) is **54.1%**.

## Phonics Year 1

From a Year 1 phonics cohort of **37 pupils** in your school, **67.6%** achieved the expected standard of 32, a total of **25 pupils**.

The average point score for your Year 1 phonics cohort is **28.7**.

Phonics: Expected Standard (Year 1) | Value



Your school's Year 1 expected standard percentage has **decreased by 18.4%** from **86.0%** in 2023/24 to **67.6%** in 2024/25.

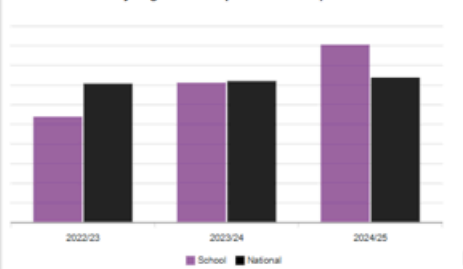
This is equivalent to approximately **7 fewer** pupils achieving the expected standard in 2024/25 compared to 2023/24.

Your school's average Year 1 expected standard percentage for the last 3 academic year(s) is **79.2%**.

## Key Stage 2

### RWM

Key Stage 2: RWM Expected Standard | Trend

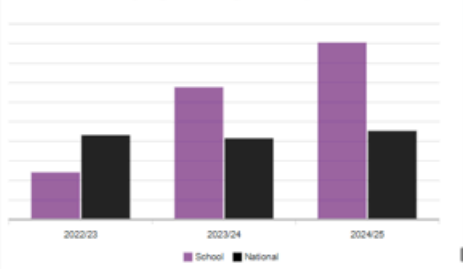


Your school's expected standard percentage in Reading, Writing & Maths has **increased by 16.2%** from **60.0%** in 2023/24 to **76.2%** in 2024/25.

This is equivalent to approximately **7 more** pupils achieving the expected standard in 2024/25 compared to 2023/24.

Your school's average for the last 3 academic year(s) is **60.3%**.

Key Stage 2: RWM High Standard | Trend



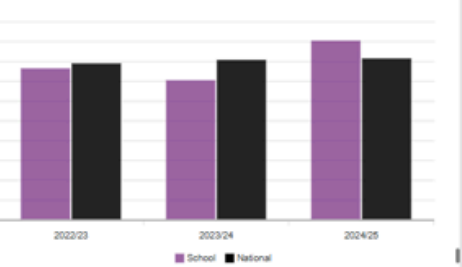
The higher standard in Reading, Writing & Maths in your school has **increased by 4.2%**, from **12.5%** in 2023/24 to **16.7%** in 2024/25.

This is equivalent to approximately **2 more** pupils achieving the higher standard in 2024/25 compared to 2023/24.

Your school's average higher standard for the last 3 academic year(s) is **11.1%**.

## Reading

Key Stage 2: Reading Expected Standard | Trend

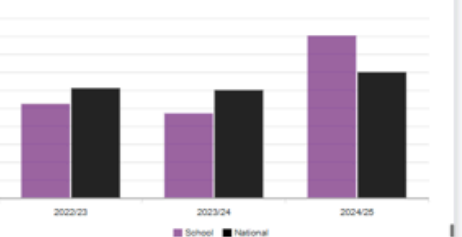


Your school's expected standard percentage in Reading has **increased by 18.3%** from **65.0%** in 2023/24 to **83.3%** in 2024/25.

This is equivalent to approximately **8 more** pupils achieving the expected standard in 2024/25 compared to 2023/24.

Your school's average for the last 3 academic year(s) is **73.0%**.

Key Stage 2: Reading High Standard | Trend



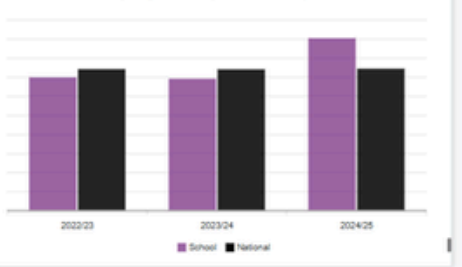
The higher standard in Reading in your school has **increased by 20.4%**, from **22.5%** in 2023/24 to **42.9%** in 2024/25.

This is equivalent to approximately **9 more** pupils achieving the higher standard in 2024/25 compared to 2023/24.

Your school's average higher standard for the last 3 academic year(s) is **30.2%**.

## GPS

Key Stage 2: GPS Expected Standard | Trend

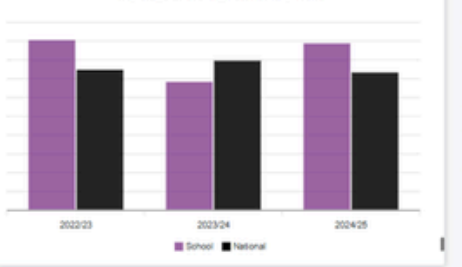


Your school's expected standard percentage in Grammar, Punctuation and Spelling has **increased by 20.6%** from **67.5%** in 2023/24 to **88.1%** in 2024/25.

This is equivalent to approximately **9 more** pupils achieving the expected standard in 2024/25 compared to 2023/24.

Your school's average for the last 3 academic year(s) is **74.6%**.

Key Stage 2: GPS High Standard | Trend



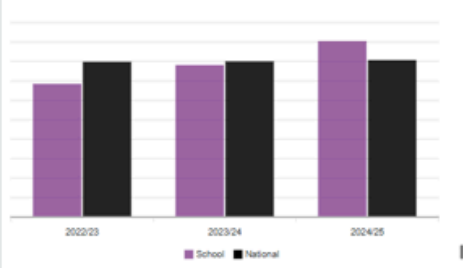
The higher standard in Grammar, Punctuation and Spelling in your school has **increased by 8.2%**, from **27.5%** in 2023/24 to **35.7%** in 2024/25.

This is equivalent to approximately **3 more** pupils achieving the higher standard in 2024/25 compared to 2023/24.

Your school's average higher standard for the last 3 academic year(s) is **33.3%**.

## Writing

Key Stage 2: Writing Expected Standard | Trend

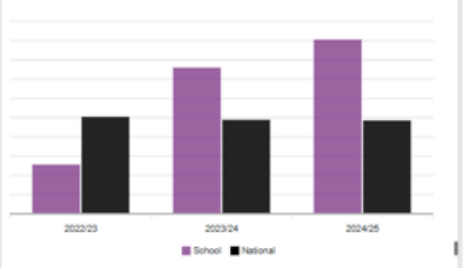


Your school's expected standard percentage in Writing has **increased by 11.0%** from **70.0%** in 2023/24 to **81.0%** in 2024/25.

This is equivalent to approximately **5 more** pupils achieving the expected standard in 2024/25 compared to 2023/24.

Your school's average for the last 3 academic year(s) is **70.6%**.

Key Stage 2: Writing Greater Depth | Trend

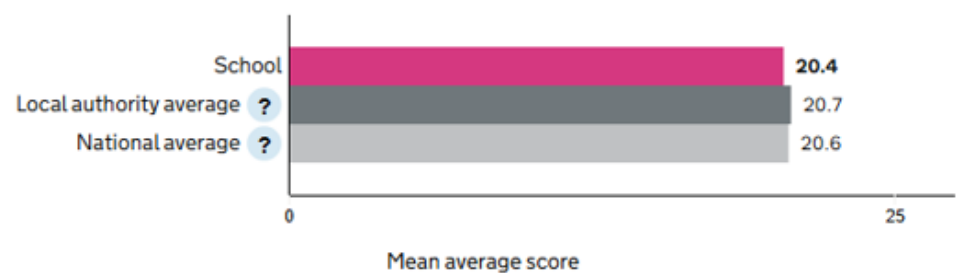


The greater depth in Writing in your school has **increased by 3.8%**, from **20.0%** in 2023/24 to **23.8%** in 2024/25.

This is equivalent to approximately **2 more** pupils achieving the greater depth in 2024/25 compared to 2023/24.

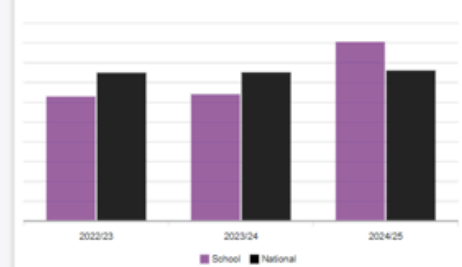
Your school's average greater depth for the last 3 academic year(s) is **16.7%**.

Number of pupils = 45



## Maths

Key Stage 2: Maths Expected Standard | Trend

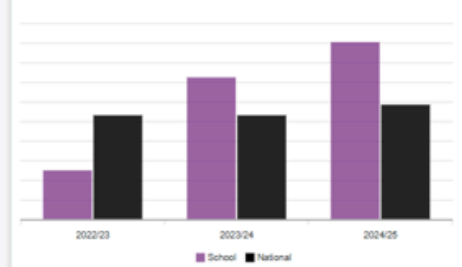


Your school's expected standard percentage in Maths has **increased by 25.6%** from **62.5%** in 2023/24 to **88.1%** in 2024/25.

This is equivalent to approximately **11 more** pupils achieving the expected standard in 2024/25 compared to 2023/24.

Your school's average for the last 3 academic year(s) is **70.6%**.

Key Stage 2: Maths High Standard | Trend



The higher standard in Maths in your school has **increased by 8.0%**, from **32.5%** in 2023/24 to **40.5%** in 2024/25.

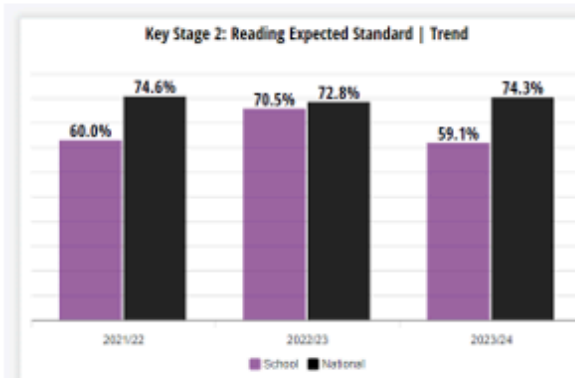
This is equivalent to approximately **3 more** pupils achieving the higher standard in 2024/25 compared to 2023/24.

Your school's average higher standard for the last 3 academic year(s) is **27.8%**.



# KEY STAGE 2 DATA

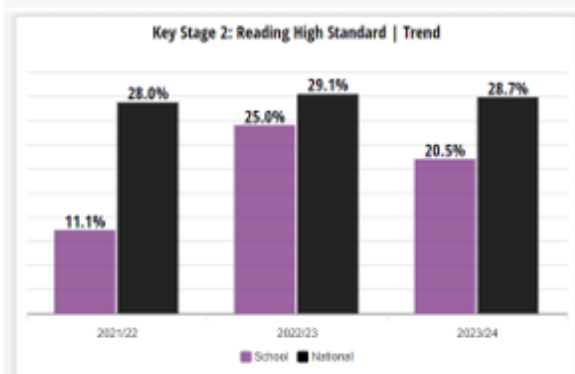
## Reading



Your school's expected standard percentage in Reading has **decreased by 11.4%** from 70.5% in 2022/23 to 59.1% in 2023/24.

This is equivalent to approximately **5 fewer** pupils achieving the expected standard in 2023/24 compared to 2022/23.

Your school's average for the last 3 academic year(s) is **63.2%**.

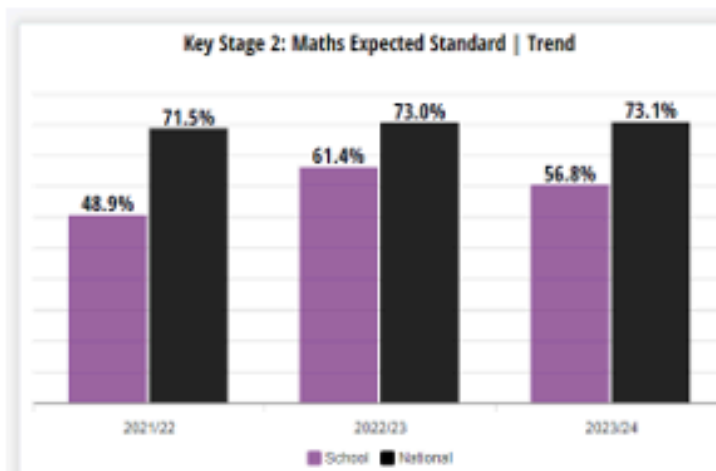


The higher standard in Reading in your school has **decreased by 4.5%** from 25.0% in 2022/23 to 20.5% in 2023/24.

This is equivalent to approximately **2 fewer** pupils achieving the higher standard in 2023/24 compared to 2022/23.

Your school's average higher standard for the last 3 academic year(s) is **18.8%**.

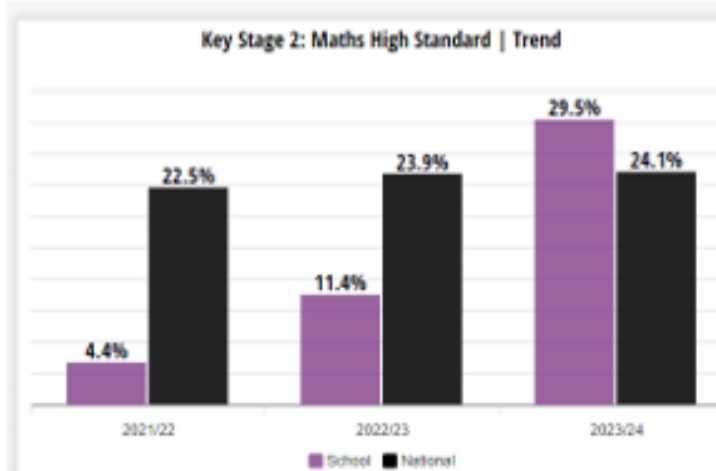
## Maths



Your school's expected standard percentage in Maths has **decreased by 4.6%** from 61.4% in 2022/23 to 56.8% in 2023/24.

This is equivalent to approximately **2 fewer** pupils achieving the expected standard in 2023/24 compared to 2022/23.

Your school's average for the last 3 academic year(s) is **55.6%**.

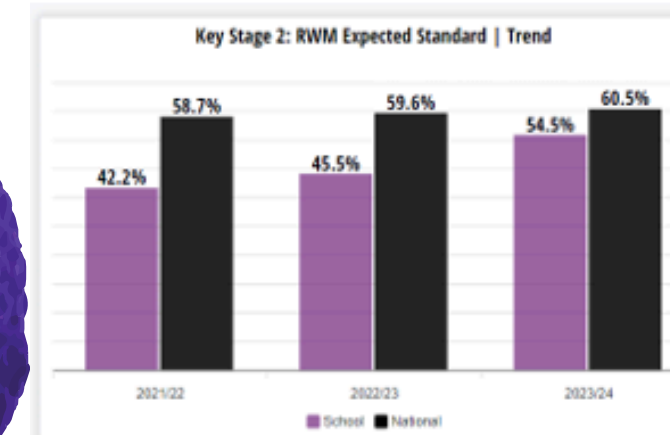


The higher standard in Maths in your school has **increased by 18.1%** from 11.4% in 2022/23 to 29.5% in 2023/24.

This is equivalent to approximately **8 more** pupils achieving the higher standard in 2023/24 compared to 2022/23.

Your school's average higher standard for the last 3 academic year(s) is **15.0%**.

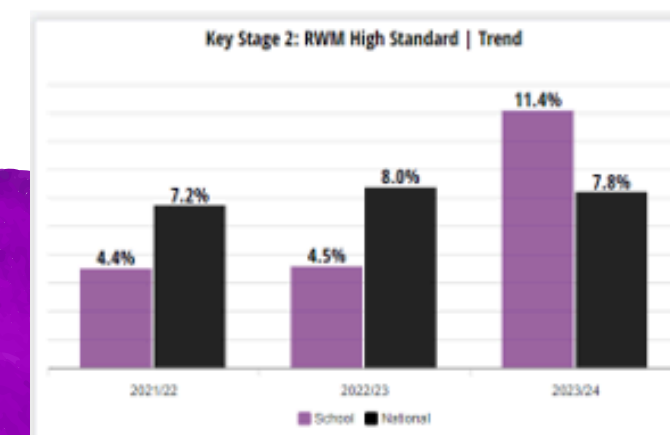
## Combined Reading, Writing and Maths



Your school's expected standard percentage in Reading, Writing & Maths has **increased by 9.0%** from 45.5% in 2022/23 to 54.5% in 2023/24.

This is equivalent to approximately **4 more** pupils achieving the expected standard in 2023/24 compared to 2022/23.

Your school's average for the last 3 academic year(s) is **47.4%**.

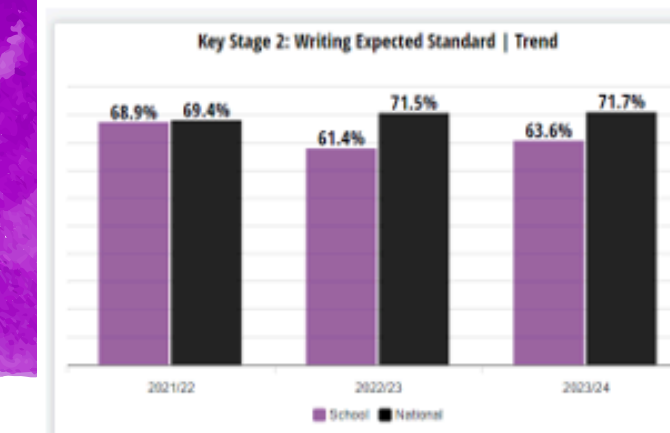


The higher standard in Reading, Writing & Maths in your school has **increased by 6.9%** from 4.5% in 2022/23 to 11.4% in 2023/24.

This is equivalent to approximately **3 more** pupils achieving the higher standard in 2023/24 compared to 2022/23.

Your school's average higher standard for the last 3 academic year(s) is **6.8%**.

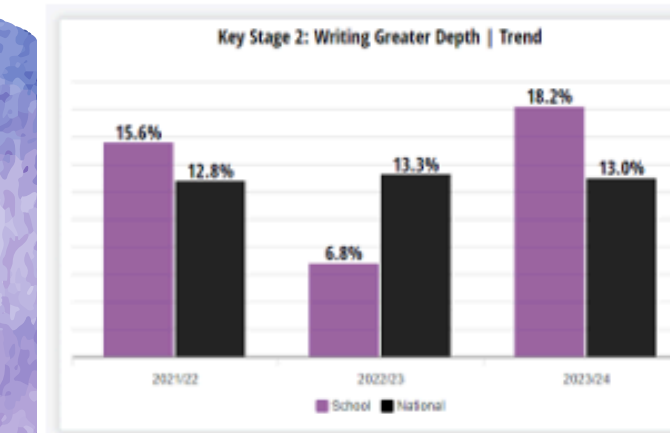
## Writing



Your school's expected standard percentage in Writing has **increased by 2.2%** from 61.4% in 2022/23 to 63.6% in 2023/24.

This is equivalent to approximately **1 more** pupil achieving the expected standard in 2023/24 compared to 2022/23.

Your school's average for the last 3 academic year(s) is **64.7%**.

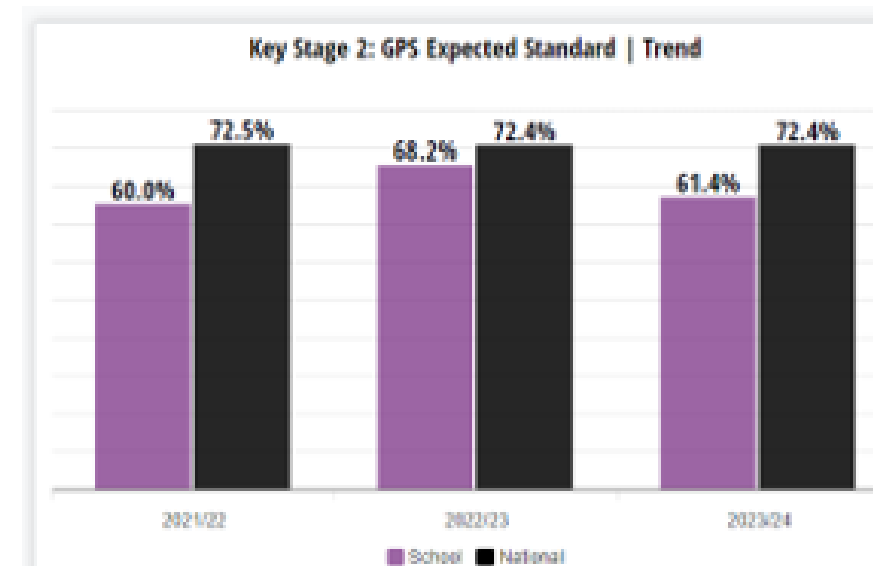


The greater depth in Writing in your school has **increased by 11.4%** from 6.8% in 2022/23 to 18.2% in 2023/24.

This is equivalent to approximately **5 more** pupils achieving the greater depth in 2023/24 compared to 2022/23.

Your school's average greater depth for the last 3 academic year(s) is **13.5%**.

## GPS



Your school's expected standard percentage in Grammar, Punctuation and Spelling has **decreased by 6.8%** from 68.2% in 2022/23 to 61.4% in 2023/24.

This is equivalent to approximately **3 fewer** pupils achieving the expected standard in 2023/24 compared to 2022/23.

Your school's average for the last 3 academic year(s) is **63.2%**.